

Village: Oakland Mills

Fiscal Year: FY27

Date Prepared: 15-Apr-26

John F. [Signature]

BOARD APPROVED OPERATING BUDGET

Budget FY27	Budget FY26	Estimate FY26	Budget Variance		Current Year Est vs. Next Year Budget	
			FY26 \$	FY27 %	\$	%

REVENUES

1 CA Annual Charge Share Grant	401,004	387,750	387,750	13,254	3%	13,254	3%
A. CA Base Annual Charge Share	370,110	359,282	359,282				
B. CA Medical Reimbursement	22,283	26,971	26,972				
C. Other CA Reimbursement	8,611	1,497	1,496				
D. Payment to CA for excess charges	0	0	0				
2 Lease & Rental	173,000	174,600	172,300	(1,600)	-1%	700	0%
A. Room Rentals	145,000	141,000	141,000				
B. Leases	24,000	29,100	29,100				
C. Retained Deposits	4,000	4,500	2,200				
3 Tuition & Enrollment	0	0	0	0	#DIV/0!	0	#DIV/0!
A. Classes	0	0	0				
B. Camps	0	0	0				
C. Other	0	0	0				
4 Interest	700	800	531	(100)	-13%	169	32%
5 Special Events	28,000	30,000	22,568	(2,000)	-7%	5,432	24%
6 Fees	0	0	0	0	#DIV/0!	0	#DIV/0!
A. Copier	0	0	0				
B. Late Fees	0	0	0				
C. Postage	0	0	0				
D. Notary	0	0	0				
E. Other	0	0	0				
7 Miscellaneous	100	125	283	(25)	-20%	(183)	-65%
A. Sales	100	125	283				
B. Newsletter Ads	0	0	0				
C. Catering/Food Service	0	0	0				
D. Other	0	0	0				
8 Gain/loss on Disposal of Asset	0	0	0	0	#DIV/0!	0	#DIV/0!
Total Income	602,804	593,275	583,432	9,529	2%	19,372	3%

Check (Next year income minus current year income minus total variance) 0

0

Village: Oakland Mills

font 13/10

BOARD APPROVED OPERATING BUDGET

Budget FY27	Budget FY26	Estimate FY26	Budget Variance		Current Year Est vs. Next Year Budget	
			FY26 \$	FY27 %	\$	%

EXPENSES

9 Staff Salaries	327,000	317,000	305,424	10,000	3%	21,576	7%
10 Janitorial Wages	1,000	1,500	500	(500)	-33%	500	100%
11 Contract Labor	5,500	8,000	5,112	(2,500)	-31%	388	8%
12 Payroll Benefits	47,000	41,000	46,122	6,000	15%	878	2%
13 Payroll Taxes	25,000	26,000	24,036	(1,000)	-4%	964	4%
14 Janitorial Expense	39,000	41,380	39,130	(2,380)	-6%	(130)	0%
A. Cleaning Service	25,000	27,000	24,785				
B. Setup & Breakdown	11,000	11,000	11,306				
C. Floors, Carpets and Windows	1,000	580	1,000				
D. Supplies	2,000	2,800	2,039				
15 Fees	27,000	34,100	28,062	(7,100)	-21%	(1,062)	-4%
A. Accounting	3,500	4,500	3,067				
B. Legal	5,000	5,000	0				
C. Performance	0	0	0				
D. Audit	7,000	11,000	11,000				
E. Web	3,500	3,000	4,077				
F. Payroll	3,000	3,600	2,918				
G. Other	5,000	7,000	7,000				
16 Operating Expenses	5,350	9,100	5,169	(3,750)	-41%	181	4%
A. Office Supplies	2,300	2,600	2,249				
B. Program Supplies	250	500	183				
C. Cost of Sales (e.g. HOA dues)	100	100	0				
D. Postage	1,000	1,000	1,000				
E. Staff Development	500	200	700				
F. Catering/Food Service	200	200	0				
G. Other	1,000	4,500	1,037				
17 Business Expenses	2,800	3,750	3,577	(950)	-25%	(777)	-22%
A. Mileage	250	250	247				
B. Food (Business Meals)	1,550	2,500	2,000				
C. Other	1,000	1,000	1,330				
18 Insurance	12,500	16,000	12,350	(3,500)	-22%	150	1%
19 Advertising	2,000	2,000	1,527	0	0%	473	31%
20 Newsletter	0	0	0	0	#DIV/0!	0	#DIV/0!
21 Other Printing	2,000	2,000	0	0	0%	2,000	#DIV/0!
22 Donations/Contributions	5,000	5,000	10,000	0	0%	(5,000)	-50%
23 Special Events	24,000	26,000	29,918	(2,000)	-8%	(5,918)	-20%
24 Taxes	1,000	1,000	250	0	0%	750	300%
25 Utilities	43,000	38,000	44,213	5,000	13%	(1,213)	-3%
A. Gas & Electric	32,000	28,000	33,464				

B. Water & Sewer	3,000	2,500	2,809				
C. Telephone	8,000	7,500	7,940				
26 Repairs & Maintenance	28,000	13,000	19,160	15,000	115%	8,840	46%
A. Building	26,500	11,000	17,904				
B. Equipment	1,500	2,000	1,256				
C. Rental	0	0	0				
D. Vandalism	0	0	0				
E. Other	0	0	0				
27 Furniture, Fixtures and Equipment	2,000	2,000	2,000	0	0%	0	0%
28 Total Expenses Before Depreciation	599,150	586,830	576,550	12,320	2%	22,600	4%
29 Depreciation	3,654	6,000	6,000	(2,346)	-39%	(2,346)	-39%
30 Total Expenses	602,804	592,830	582,550	9,974	2%	20,254	3%
Increase/(Decrease) in Unrestricted	0	445	882	(445)	-100%	(882)	-100%

Check (Next year expenses minus current year expenses minus total variance) 0 0

John P. [Signature]







FY27 OMCA Budget Approved 4-14-2026

Final Audit Report

2026-04-22

Created:	2026-04-15
By:	Brigitta Warren (manager@oaklandmills.org)
Status:	Signed
Transaction ID:	CBJCHBCAABAAq_6yj-AeD19KSW7LM0jDMOeVcneeLNSx

"FY27 OMCA Budget Approved 4-14-2026" History

-  Document created by Brigitta Warren (manager@oaklandmills.org)
2026-04-15 - 4:04:12 PM GMT
-  Document emailed to Jonathan Edelson (jledelson.omca@gmail.com) for signature
2026-04-15 - 4:04:17 PM GMT
-  Email viewed by Jonathan Edelson (jledelson.omca@gmail.com)
2026-04-22 - 5:30:23 PM GMT
-  Signer Jonathan Edelson (jledelson.omca@gmail.com) entered name at signing as Jonathan L. Edelson
2026-04-22 - 5:36:49 PM GMT
-  Document e-signed by Jonathan L. Edelson (jledelson.omca@gmail.com)
Signature Date: 2026-04-22 - 5:36:51 PM GMT - Time Source: server
-  Agreement completed.
2026-04-22 - 5:36:51 PM GMT